

## Brake Pads, Rear, Replace



### Remove, Disconnect

Wheel from vehicle - bolts.

Pin (2) and spring (1) from brake caliper.

Brake pads from brake caliper.

Brake disc from wheel hub - one screw.



### Inspect

Caliper piston - use piston retraction tool to screw caliper piston fully back into brake caliper.

If there is any sign of fluid leakage from caliper piston or joint, replace brake caliper.



### Clean

Brake pad recess in brake caliper and mating face between brake disc and wheel hub.



### Install, Connect

Rear brake disc to wheel hub - one screw.

Brake pads to brake caliper.

Spring (2) to aperture in brake caliper - bent end (4) of spring to be in position illustrated.

Pin (3) to brake caliper - ensure that pin is fully installed to engage snap ring (1).

Wheel to vehicle - bolts 90 Nm.



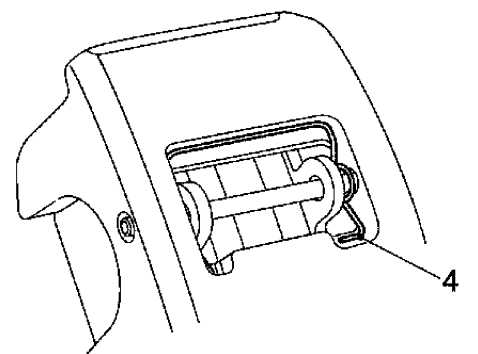
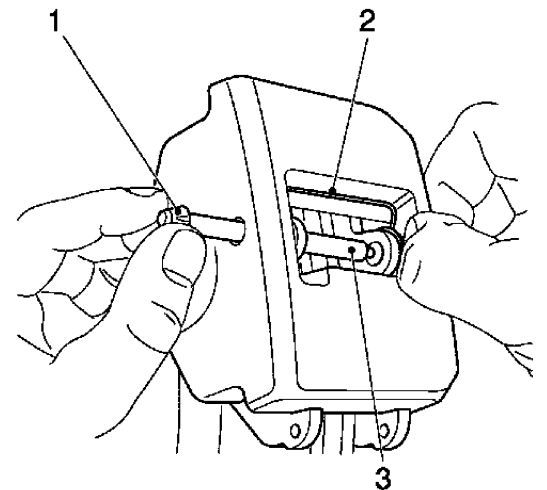
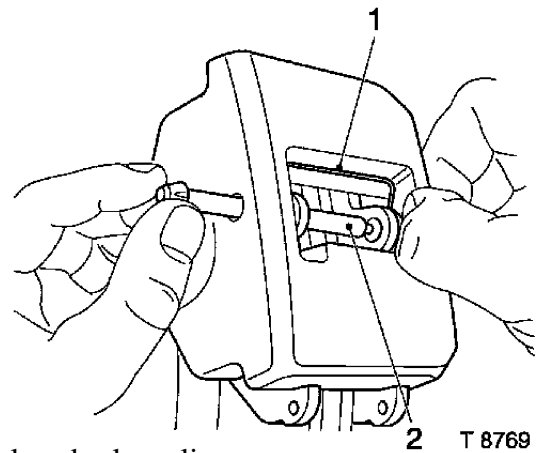
### Adjust

Caliper piston and brake pads - operate brake pedal several times to reset.



### Inspect

Fluid level in master cylinder reservoir - correct if necessary.



T 8770