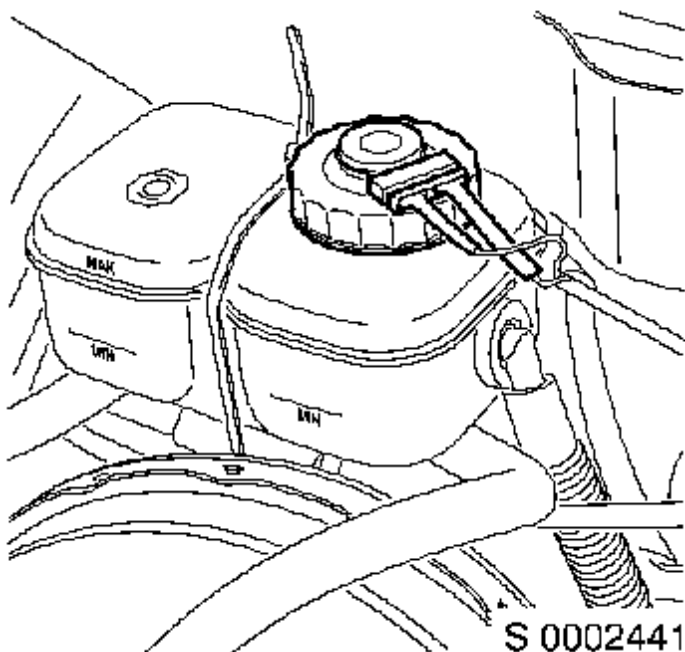
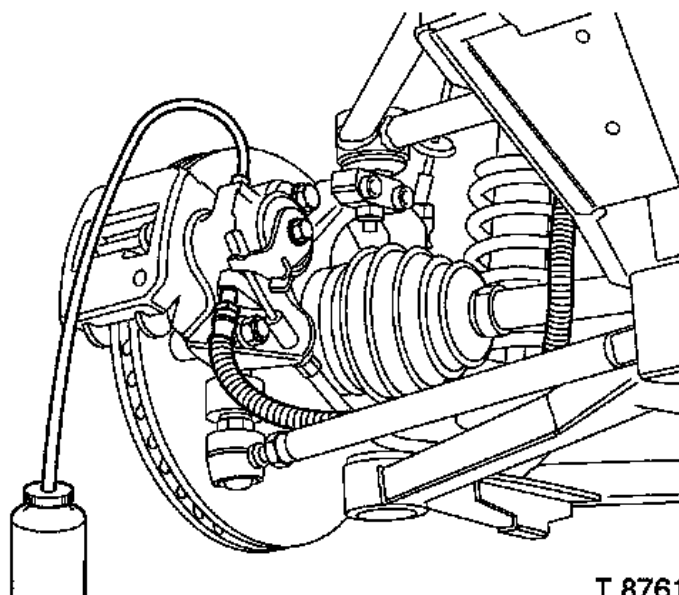


Brake System, Bleed

1. Open front bonnet
2. Release cap from brake fluid reservoir



3. Top up brake fluid reservoir to MAX mark
 - Use only DOT 4 brake fluid
4. Remove filter from brake fluid reservoir
5. Install bleed bottle to 4x brake caliper

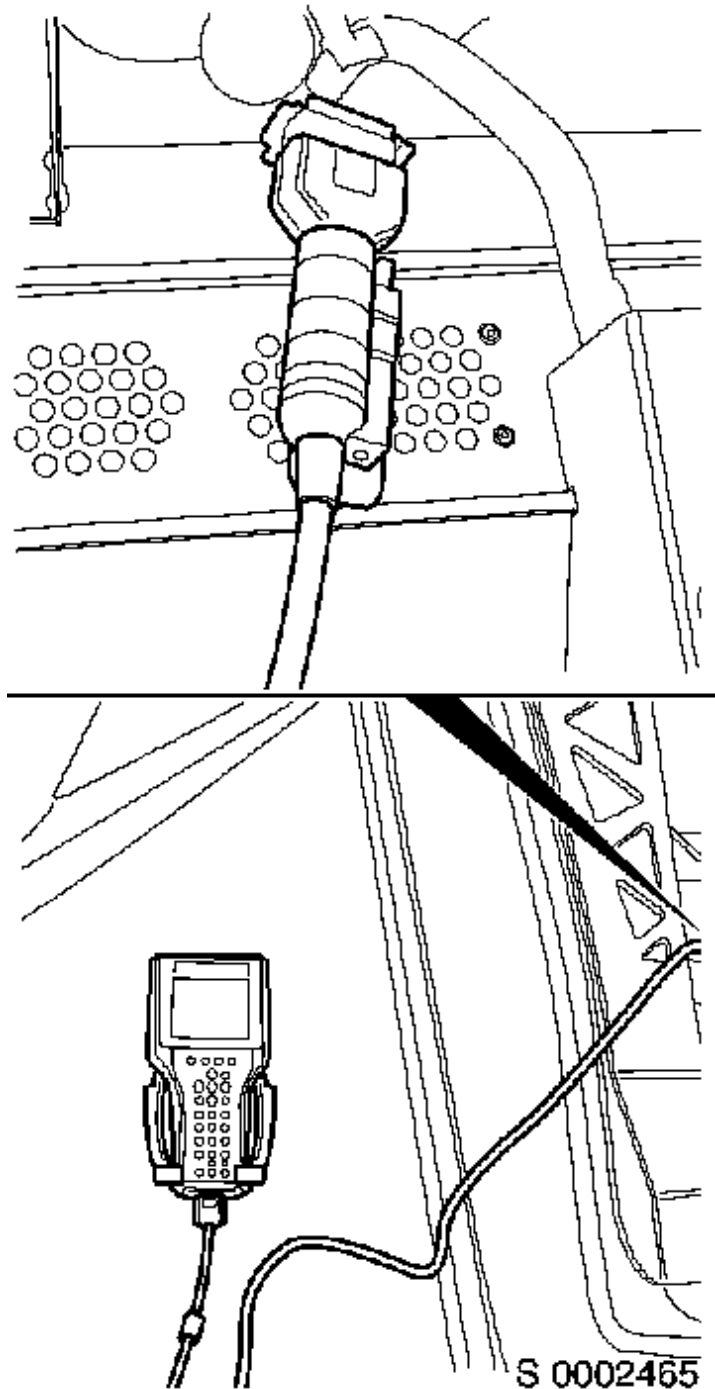


6. Install bleeding equipment to brake fluid reservoir
 - Follow manufacturer's installation instructions supplied with bleeding equipment

Warning: Do not place Tech2 machine on steering wheel, airbag unit may deploy

7. Connect Tech2 machine to harness

connector

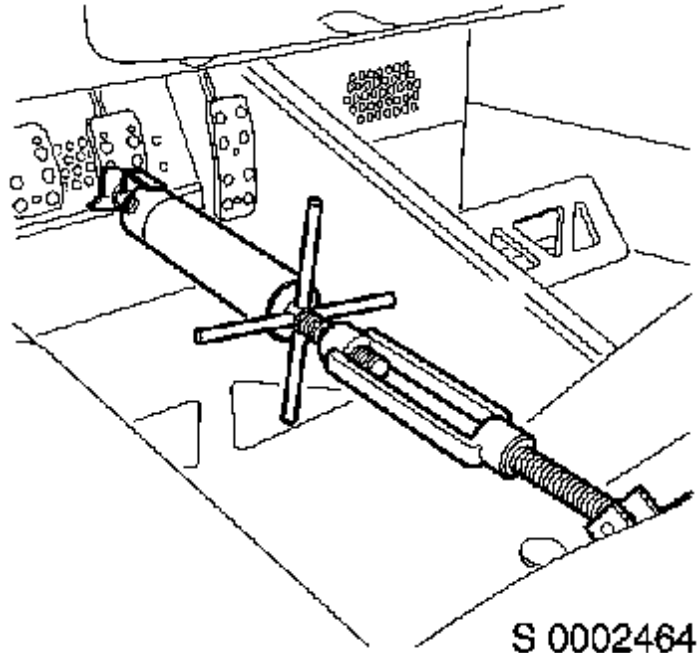


8. Bleed brake system

- Turn on Tech2 machine
- Press enter
- Select F0: DIAGNOSTICS, press enter
- Select appropriate model year, press enter
- Select vehicle, press enter
- Select F1: CHASSIS, press enter
- Select ABS 430, press enter
- Turn on ignition, press confirm
- Check vehicle details, press confirm
- Select F4: BRAKE BLEED, press enter
- Open all bleed screws, press continue

- Operate brake pedal several times until bubble-free fluid flows from bleed screw on right side caliper at rear, then tighten bleed screw
 - Press continue
 - Operate brake pedal several times until bubble-free fluid flows from bleed screw on left side caliper at rear, then tighten bleed screw
 - Press continue
 - Operate brake pedal several times until bubble-free fluid flows from bleed screw on left side caliper at front, then tighten bleed screw
 - Press continue
 - Operate brake pedal several times until bubble-free fluid flows from bleed screw on right side caliper at front, then tighten bleed screw
 - Press continue
 - Turn off Tech2 machine
 - Turn off ignition
- Note:** 2x Technician required

9. Disconnect Tech2 machine from harness connector
10. Remove bleeding equipment from brake fluid reservoir
 - Follow manufacturer's removal instructions supplied with bleeding equipment
11. Install filter to brake fluid reservoir
12. Replenish brake fluid reservoir to correct level
 - Top up to MAX mark
 - Use only DOT 4 brake fluid
13. Secure cap to brake fluid reservoir
14. Remove bleed bottle from 4x brake caliper
15. Inspect brake system for leaks
 - Install brake pedal tensioner **KM-325** between seat frame and brake pedal, then wait 10 minutes before inspecting brake system



16. Close front bonnet