

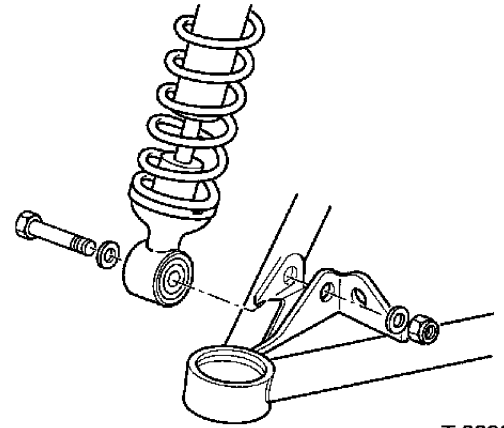
Shock Absorber, Remove and Install



Remove, Disconnect

Appropriate front wheel from vehicle.

Shock absorber from lower wishbone - bolts, nut, washers.



T 9336



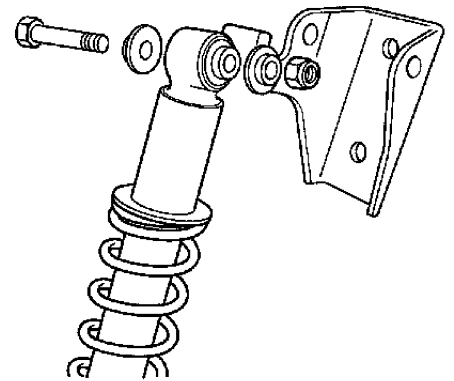
Remove, Disconnect

Shock absorber from bracket - bolts, nut, spacers.



Install, Connect

Shock absorber to chassis anchor bracket - bolt, spacers, nut 45 Nm.

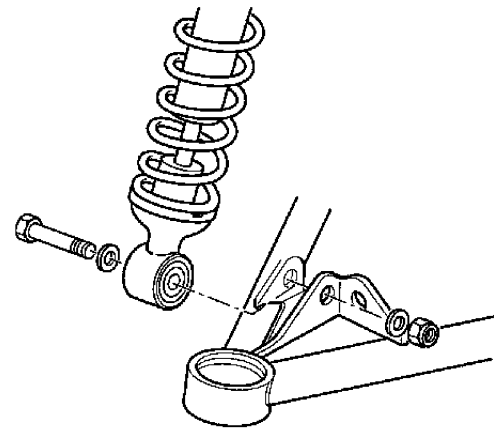


T 9337



Install, Connect

Shock absorber to lower wishbone - bolt, washers, nut 45 Nm.



T 9336