

Fuel Filter, Replace

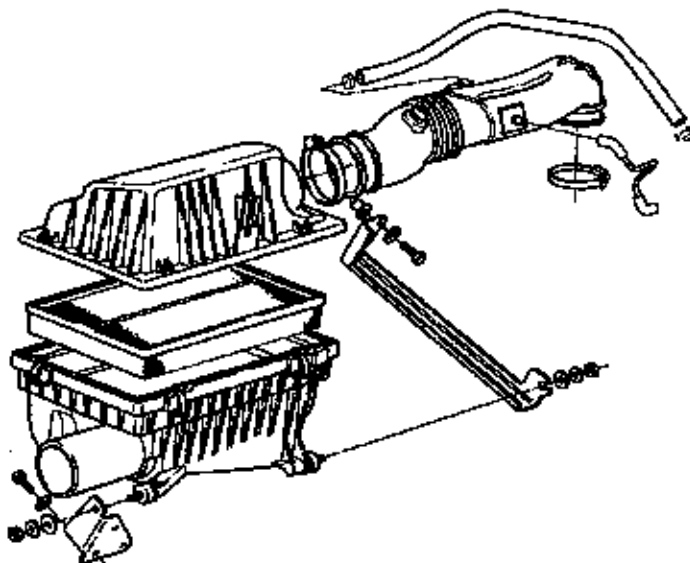
Caution !

Fuel escapes – observe safety measures and national legislation.



Remove

Air cleaner assembly – see operation "Air Cleaner Assembly, Remove and Install" in group J.



T 9595

Fuel lines from fuel filter – close off fuel lines with Closure Plug **KM-807**.

Fuel filter from bulkhead – bolt (1).

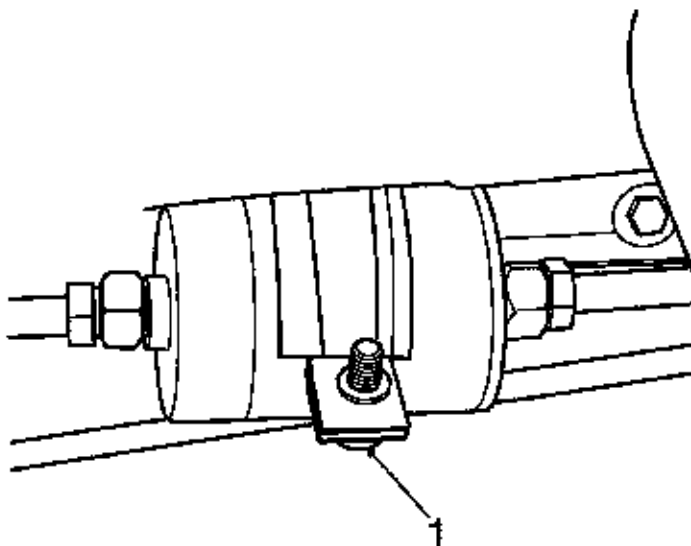


Install

Fuel filter to bulkhead – bolt (1) **9 Nm**.

Fuel lines to fuel filter – use new seals.

Important: Observe direction of flow.



S 0883

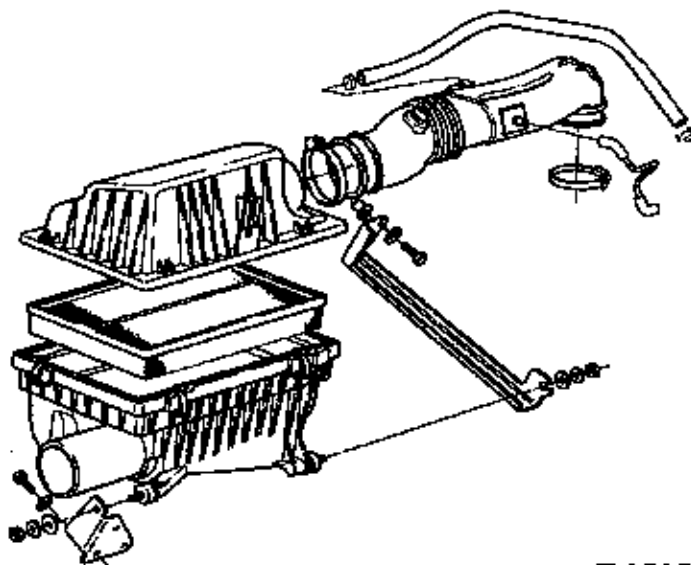


Install

Air cleaner assembly – see operation "Air Cleaner Assembly, Remove and Install" in group J.

**Inspect**

Start engine and check for leaks.

**T 9595**