



Component index






































[A](#) [B](#) [C](#) [E](#) [F](#) [G](#) [H](#) [K](#) [M](#) [P](#) [R](#) [S](#) [T](#) [V](#) [W](#) [X](#) [Y](#)

A-codes



	A1	Control unit - Airbag			Top
	A2	Control unit - Anti-lock Brake System			
1)	A4	Control unit - Multec			
2)	A4	Control unit - Multec			
1)	A5	Control unit - Motronic			
2)	A5	Control unit - Motronic			
	A12	Control unit - Central locking			
	A13	Control unit - Anti-theft warning system			
	A14	Radio			
	A17	Control unit - Immobilizer			

B-codes













1)	B1	Switch - Brake fluid			Top
2)	B1	Switch - Brake fluid			
1)	B2	Switch - Parking brake			
2)	B2	Switch - Parking brake			
	B3	Switch - Oil pressure		Instrument Engine Z20LET	
	B3	Switch - Oil pressure		Instrument Engine Z22SE	
	B3	Switch - Oil pressure		Instrument Engine Z20LET	
	B3	Switch - Oil pressure		Instrument Engine Z22SE	
1)	B6	Switch - Minimum capacity, coolant			
2)	B6	Switch - Minimum capacity, coolant			
	B12	Sensor - Coolant temperature			
	B13	Sensor - Temperature, intake air			
	B19	Sensor - Pedal position		Engine Z20LET	
	B19	Sensor - Pedal position		Engine Z22SE	
	B21	Sensor - Absolute pressure, intake manifold		Engine Z20LET	
	B21	Sensor - Absolute pressure, intake manifold		Engine Z22SE	
	B25	Sensor - Wheel speed, front, left			
	B26	Sensor - Wheel speed, front, right			
	B27	Sensor - Wheel speed, rear, left			
	B28	Sensor - Wheel speed, rear, right			



































B30	Sensor - Knock control 1	Engine Z20LET		
B30	Sensor - Knock control 1	Engine Z22SE		
B34	Impulse sensor - Crankshaft	Engine Z20LET		
B34	Impulse sensor - Crankshaft	Engine Z22SE		
B35	Sensor - Camshaft			
B36	Loudspeaker - Front, left			
B37	Loudspeaker - Front, right			
B38	Loudspeaker - Rear, left			
B39	Loudspeaker - Rear, right			
B46	Air mass meter			
B48	Power sounder - Anti-theft warning system			
B51	Trumpet horn			
B61	Sensor - Coolant temperature (gauge)			
B110	Sensor - Atmospheric pressure			
B117	Sensor - Oxygen, mixture control, heated	Engine Z20LET		
B117	Sensor - Oxygen, mixture control, heated	Engine Z22SE		
B118	Sensor - Oxygen, catalytic converter check	Engine Z20LET		
B118	Sensor - Oxygen, catalytic converter check	Engine Z22SE		
B121	Sensor - Anti-theft warning unit, passenger compartment			

C-codes[Top](#)

































C1	Condensor - Ignition coil	Engine Z20LET		
C1	Condensor - Ignition coil	Engine Z22SE		



































































E-codes[Top](#)






































E3	Rear lamp unit - Left			
E3.1	Tail lamp - Left			
E3.2	Stop lamp - Left			
E3.3	Reversing lamp - Left			
E3.4	Turn signal lamp - Rear, left			
E3.5	Fog lamp - Rear, left			
E4	Rear lamp unit - Right			
E4.1	Tail lamp - Right			
E4.2	Stop lamp - Right			
E4.3	Reversing lamp - Right			
E4.4	Turn signal - Rear, right			
E4.5	Fog lamp - Rear, right			

E10	Lamp - Licence plate, left		
E11	Lamp - Licence plate, right		
E18	Fog lamp - Front, left		
E19	Fog lamp - Front, right		
E22	Headlamp - Left	High beam	
E22	Headlamp - Left	Low beam	
E22	Headlamp - Left	Parking lamps	
E22.1	Low beam	High beam	
E22.1	Low beam	Low beam	
E22.1	Low beam	Parking lamps	
E22.2	High beam	High beam	
E22.2	High beam	Parking lamps	
E22.3	Turn signal lamp		
E22.4	Parking lamp		
E23	Headlamp - Right	High beam	
E23	Headlamp - Right	Low beam	
E23.1	Low beam	High beam	
E23.1	Low beam	Low beam	
E23.2	High beam	High beam	
E23.2	High beam	Low beam	
E23.3	Turn signal lamp	High beam	
E23.3	Turn signal lamp	Low beam	
E23.4	Parking lamp	High beam	
E23.4	Parking lamp	Low beam	
E24	Stop lamp - Centre position		
E39	Lamp - Passenger compartment		
F-codes			
FB1	Fuse		
FB2	Fuse		
FB3	Fuse	Start & Charging	
FB3	Fuse	Voltage distribution	
FB4	Fuse	Start & Charging	
FB4	Fuse	Voltage distribution	
FB5	Fuse		
FB6	Fuse		

[Top](#)

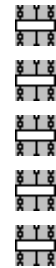
FB7	Fuse		
FB8	Fuse		
FB9	Fuse		
FB10	Fuse		
FB11	Fuse		
FB12	Fuse		
FB13	Fuse		
FB14	Fuse		
FB15	Fuse		
FB16	Fuse		
FB17	Fuse	High beam	
FB17	Fuse	Low beam	
FB17	Fuse	Parking lamps	
FB19	Fuse		
FB20	Fuse		
FB21	Fuse		
FB22	Fuse		
FL1	Main fuse	Start & Charging	
FL1	Main fuse	Voltage distribution	
FL3	Main fuse	Voltage distribution	
FL4	Main fuse	Voltage distribution Engine Z22SE	
FL4	Main fuse	Voltage distribution Engine Z20LET	
FR1	Fuse		
FR2	Fuse		
FR3	Fuse		
FR4	Fuse		
G-codes			Top
G1	Battery	Start & Charging	
G1	Battery	Voltage distribution	
G2	Alternator	Start & Charging	
G2	Alternator	Voltage distribution	
G5	Battery - Back-up power, central door locking		
H-codes			Top
H1	Instrument		

1)	H1.1	Charging indicator lamp		
2)	H1.1	Charging indicator lamp		
1)	H1.2	Telltale - Oil pressure		
2)	H1.2	Telltale - Oil pressure		
1)	H1.4	Telltale - Airbag		
2)	H1.4	Telltale - Airbag		
1)	H1.5	Telltale - Anti-lock Brake System		
2)	H1.5	Telltale - Anti-lock Brake System		
1)	H1.6	Telltale - Engine		
2)	H1.6	Telltale - Engine		
1)	H1.12	Telltale - High beam		
2)	H1.12	Telltale - High beam		
1)	H1.17	Telltale - Brake system		
2)	H1.17	Telltale - Brake system		
1)	H1.19	Telltale - Turn signal lamp		
2)	H1.19	Telltale - Turn signal lamp		
	H1.20	Illumination - LCD display		
	H1.21	Illumination - Instrument		
1)	H1.22	Indicator - Coolant temperature		
2)	H1.22	Indicator - Coolant temperature		
1)	H1.23	Fuel indicator		
2)	H1.23	Fuel indicator		
1)	H1.24	Tachometer		
2)	H1.24	Tachometer		
1)	H1.25	Speedometer - Electronic		
2)	H1.25	Speedometer - Electronic		
1)	H1.65	Warning buzzer		
2)	H1.65	Warning buzzer		
	H1.68	Telltale - Parking brake		
1)	H1.69	Telltale - Coolant level		
2)	H1.69	Telltale - Coolant level		
	H1.76	Telltale - Gear shift up/Anti-theft warning system		
	H6	Turn signal lamp - Side, left		
	H7	Turn signal lamp - Side, right		
	H11	Indicator - Anti-theft warning system		

H22	Telltale - Seat belt warning			
K-codes				
K2	Relay - High beam	High beam		Top
K2	Relay - High beam	Low beam		
K4	Relay - Fog lamp, front			
K5	Relay - Fog lamp, rear			
K10	Relay - Wiper, windscreen (Stage 1/Interval)			
K12	Relay - Trumpet horn			
K13	Relay - Radiator fan			
K16	Relay - Fuel pump	Engine Z20LET		
K16	Relay - Fuel pump	Engine Z22SE		
K18	Relay - Engine control unit	Engine Z20LET		
K18	Relay - Engine control unit	Engine Z22SE		
K19	Relay - Low beam			
K20	Relay - Parking lamp			
K24	Relay - Starter	Start & Charging		
K24	Relay - Starter	Voltage distribution		
K31	Flasher unit			
K82	Relay - Pump, coolant additional			
K103	Relay - Impact, unlock doors			
K104	Relay - Back-up power, central door locking			
M-codes				
M1	Starter	Start & Charging		Top
M1	Starter	Voltage distribution		
M2	Motor - Central locking, driver door			
M3	Motor - Central locking, front passenger door			
M12	Motor - Blower, passenger compartment			
M16	Motor - Wiper, windscreen			
M19	Motor - Radiator fan			
M21	Pump - Fuel			
M26	Pump - Washer, windscreen			
M55	Pump - Coolant, additional			
P-codes				
1) P5	Sensor - Fuel tank content			
2) P5	Sensor - Fuel tank content			




































R-codes































R1	Squib - Airbag, driver
R5	Squib - Belt pretensioner, driver
R6	Squib - Belt pretensioner, front passenger
R10	Cigarette lighter
R11	Preresistor - Blower, heating










[Top](#)**S-codes**

S1	Switch - Starter	Start & Charging
S1	Switch - Starter	Voltage distribution
S2	Switch unit - Light	
S3	Switch unit - Steering column	
S3.1	Switch - High beam	High beam
S3.1	Switch - High beam	Low beam
S3.2	Switch - Turn signal	
S3.3	Switch - Headlamp flash	High beam
S3.3	Switch - Headlamp flash	Low beam
S4	Switch - Parking lamp	
S6	Switch - Hazard light	
S16	Switch - Engine hood, anti-theft warning system	
S22	Switch - Wiper unit	
S22.1	Switch - Wiper, windscreen	
S22.2	Switch - Washer, windscreen	
S24	Switch - Trumpet horn	
S28	Switch - Clutch Pedal	
S29	Switch - Stop lamp, single	
S31	Switch - Reversing lamp	
S37	Switch - Seat belt	
S38	Contact switch - Driver door	
S39	Contact switch - Front passenger door	
S43	Switch - Stop lamp, double	
S69	Switch - Blower, heating	
S76	Switch - Fog lamps, front	
S87	Switch - Central locking (instrument)	
S94	Impact switch - Fuel cut off	
S122	Switch - Fog lamps, rear	































[Top](#)

S124	Switch - Starter button	Start & Charging		
S124	Switch - Starter button	Voltage distribution		
S125	Switch - Illumination/Reset trip odometer			
S126	Switch - Front bonnet, anti-theft warning system			
S143	Switch - Back-up power, central door locking			
T-codes				Top
T1	Ignition coil - Direct ignition	Engine Z20LET		
T1	Ignition coil - Direct ignition	Engine Z22SE		
V-codes				Top
V25	Diode - Back-up power			
W-codes				Top
W1	Contact unit			
W6	Antenna - Radio			
X-codes				Top
X1	Main harness & Battery positive	Start & Charging		
1) X1	Main harness & Battery positive	Voltage distribution		
2) X1	Main harness & Battery positive	Voltage distribution		
1) X2	Main harness & Extension harness, engine	Engine Z20LET		
2) X2	Main harness & Extension harness, engine	Engine Z20LET		
X2	Main harness & Extension harness, engine	Engine Z22SE		
1) X3	Main harness & Extension harness, engine	Engine Z20LET		
2) X3	Main harness & Extension harness, engine	Engine Z20LET		
X3	Main harness & Extension harness, engine	Engine Z22SE		
X3	Main harness & Extension harness, engine	Instrument		
X3	Main harness & Extension harness, engine	Start & Charging		
X3	Main harness & Extension harness, engine	Voltage distribution		
X4	Main harness & Extension harness, engine	Start & Charging		
X4	Main harness & Extension harness, engine	Voltage distribution		
X5	Main harness & Rear	Licence plate lamps		
X5	Main harness & Rear	Tail lamp, left		
X5	Main harness & Rear	Tail lamp, right		
X6	Main harness & Rear (Fog lamp)			
X7	Main harness & Rear (Reversing lamp)			
X8	Main harness & Extension harness, boot switch			
X10	Main harness & Interior fan			

X12	Main harness & Roll hoop	Radio	
X12	Main harness & Roll hoop	Stop lamp switch	
X13	Diagnostic link	Diagnostic link	
X14	Main harness & Driver door		
X15	Main harness & Front passenger door		
X17	Main harness & Switch unit - Steering column	High beam	
X17	Main harness & Switch unit - Steering column	Low beam	
X18	Main harness & Switch unit - Steering column	High beam	
X18	Main harness & Switch unit - Steering column	Low beam	
X19	Contact unit & Switch - Trumpet horn		
X20	Main harness & Contact unit		
X21	Extension harness, engine & Control unit - Multec		
1) X22	Engine & Control unit - Multec		
2) X22	Engine & Control unit - Multec		
X23	Main harness & Control unit - Anti-theft warning system		
X24	Main harness & Control unit - Anti-theft warning system		
X25	Main harness & Extension harness, contact switch - Driver door	Door contact switch	
X25	Main harness & Extension harness, contact switch - Driver door	Interior lights	
X26	Main harness & Extension harness, contact switch - Front passenger door	Door contact switch	
X30	Fuel tank & Fuel pump/sensor	Fuel pump	
X30	Fuel tank & Fuel pump/sensor	Instrument	
1) X31	Extension harness, engine & Control unit - Motronic		
2) X31	Extension harness, engine & Control unit - Motronic		
1) X32	Engine & Control unit - Motronic		
2) X32	Engine & Control unit - Motronic		
1) X33	Extension harness, engine & Engine	Engine Z20LET	
2) X33	Extension harness, engine & Engine	Engine Z20LET	
X33	Extension harness, engine & Engine	Engine Z22SE	
X34	Extension harness, engine & Battery positive	Engine Z20LET	
X34	Extension harness, engine & Battery positive	Instrument	

X34	Extension harness, engine & Battery positive	Start & Charging	
X34	Extension harness, engine & Battery positive	Voltage distribution	
X35	Main harness & Engine	Engine Z20LET	
X36	Main harness & Engine	Engine Z20LET	
X37	Main harness & Engine	Engine Z20LET	
X38	Extension harness, engine & Engine		
X40	Main harness & Roll hoop		
X41	Main harness & Extension harness, fog lamp, front left		
X42	Main harness & Extension harness, fog lamp, front right		

Y-codes

Y2	Actuator - Recirculation			
Y4	Solenoid valve - Exhaust gas recirculation			
Y5	Solenoid valve - Tank ventilation	Engine Z20LET		
Y5	Solenoid valve - Tank ventilation	Engine Z22SE		
Y8	Solenoid valve - Boost pressure regulation			
Y9.1	Injection valve - Cylinder 1	Engine Z20LET		
Y9.1	Injection valve - Cylinder 1	Engine Z22SE		
Y9.2	Injection valve - Cylinder 2	Engine Z20LET		
Y9.2	Injection valve - Cylinder 2	Engine Z22SE		
Y9.3	Injection valve - Cylinder 3	Engine Z20LET		
Y9.3	Injection valve - Cylinder 3	Engine Z22SE		
Y9.4	Injection valve - Cylinder 4	Engine Z20LET		
Y9.4	Injection valve - Cylinder 4	Engine Z22SE		
Y11	Throttle valve - Positioner			
Y29	Throttle valve - Positioner			

[Top](#)